



# Application Tooling for Raychem Heat Shrink Products

# Application Tooling for Raychem Heat Shrink Products



## Application Tooling and Equipment Portfolio

- Applicators
- Crimp Machines and Equipment
- Electrical Test Equipment
- FFC-FPC Equipment
- Hand Tools
- IDC Machines
- Lead Makers
- Magnet Wire Equipment
- MOST Equipment
- Pin Insertion and Press-Fit Machines
- SOLARLOK Equipment
- Tooling for Raychem Heat Shrink Products
- Wire Preparation Equipment
- Installation, Inspection and Service as well as Training and Short Term Rental Crimp Applicators within EMEA region

MOST is a trademark of SMSC Europe GmbH.

For more detailed information please visit our websites: [www.tooling.te.com](http://www.tooling.te.com) [www.tooling.te.com/europe](http://www.tooling.te.com/europe)

## Premium-Quality Manufacturing of Heat Shrink Protection Products

TE Connectivity is with its Raychem application equipment one of the world leaders in developing, supplying and manufacturing high quality, technologically advanced installation machines for heat shrink protection products.

Designed for general industry use and developed specifically in close collaboration with customers these products provide a perfect solution for your tough engineering problems. This equipment provides the optimal heating temperatures, performance, and control features for maximum production efficiency.




Easy-to-use products provide cost effective, proven solutions in a wide range of automotive applications from sealing and protecting electrical splices to providing mechanical protection for fluid management systems in harsh environments.

For over 50 years, customers have recognised the global capabilities of Raychem branded products. Combining these advanced products with superior technical support and global sales and service organisations, our world wide customers count on TE Connectivity to supply the knowledge and products they require to solve specific problems, which can effectively enhance the overall performance of their customers' systems.

## AD-3050 Seal Test Equipment Sealing Evaluation - Various Products

### Features

- Fast determination of sealing integrity
- Multiple test fixtures
- Easy load and release of test samples
- Connector seal test port
- Timer adjustable from 8-120 seconds (only with integrated AD-3050 Seal Test Equipment timer version)
- Compliant with newest CE and RoHS requirements



### Technical Data:

#### Pneumatic supply

600 kPa / 6 bar maximum, filtered supply.  
200 kPa / 2 bar test pressure maximum.  
(Test pressure typically 50 kPa / 0.5 bar)

#### Machine cycle times for seal testing

Typically 1 minute

#### Total system noise

Negligible noise from air test

#### Dimensions

550 x 350 x 215 mm [21.7 x 13.8 x 8.5 in]  
(excludes packing case)

#### Weight

4 kg (excludes packing case)

### Ordering Information

#### AD-3050-SEAL-TEST-EQ

PCN: C82893-000

Version with integrated timer:

#### AD-3050-SEAL-TEST-EQ-TIMER

PCN: 528024-1

### Accessories

#### Recommended spares

##### Set of 8 Seals\*\*

AD-3050-SEAL-8-KIT, PCN: 299155-000

##### Clamp assembly including seals

AD-3050-SEAL-CLAMP-ASSY,  
PCN: 168927-000

##### Sealing tape

EPDM foam, 6 x 9 mm,  
with acrylic adhesive backing

\*\* Full set of seals

As the equipment is designed to use readily available pneumatic components, these are listed on the parts list which is included with the equipment

The AD-3050 seal test equipment is a manually operated pneumatic device, intended for use as a convenient 'inprocess' sampling technique for checking sealed splices.

Different combinations of in-line, end-/stub-splices and various ring-terminal applications can be pressure tested in any of the combination of fixtures (8 in total).

There is also a facility to allow leak testing of various connectors. The tool is also intended for use as a quick and easy sampling technique for the preliminary selection of installation conditions where Raychem products are used for protection of the splice.

TE Connectivity has seen good correlation between results obtained with the AD-3050 seal test and those obtained through water immersion testing. However testing in accordance with the OEM (Original Equipment Manufacturer) specification is the only way of confirming that the OEM specification is being met.

The splice products are located in clamps which deliver the test pressure. The product is immersed in water and pressure is delivered down the wire(s) to the sealed area.

The test result is determined visually by looking for bubbles in the area of the sealing product. Connectors can also be pressure tested by adapting the separate supply fixture to any connector type. Use of these equipments is described in TE Connectivity customer manual. This equipment can also check for poke through i.e. where individual wire strands poke through the installed heat shrinkable sleeve, by using any applicable measure instruments

## RBK-ILS Processor MKIII

### Installation of Splice Sealing Products Ultrasonic Welder

#### Features

- Long life heating elements
- Installation times, temperatures, and product size information (individual selection)
- Sequenced installations
- Operator key lock / password protection levels
- Automatic heater retraction on mains failure (updated safety feature)
- Automatic calibration (single cycle)
- RS232 interface allows time, temperature and product sizes for the next installation to be transferred from a remote machine (e.g. an ultrasonic welding tool)
- Big mechanical protection-cover (removable) in front of the feeding- / working-area
- Pre-installed connection for an optional air-cooling-device
- Second D-SUB-9-connector with a signal output "0" volt (n/c and n/o) where the machine can be connected to a server, local PC or customer intranet
- Machine hours and installation cycle counters
- Software upgradeable to support special applications
- Integrated SW-safety-features to provide a maximum of safeness during processing
- Compliant with newest CE and RoHs requirements



#### Technical Data

**Electrical supply:** 220 V-240 V, 50 Hz

**Power consumption:** 1.7 A (max.)

**Operating temperature:** 500°C recommended

**Machine cycle times for splice sealing products used on typical range of automotive splices**

6 to 20 sec. depending on wire size and the number or wires used

**Total system noise:** <80 dB

**Dimensions:**

390 x 365 x 225 mm [15,4 x 14,4 x 8,9 in]

**Weight:** 18 kg

#### Product Range / Sizes

**GSZH-125 products**

Sizes 1 to 3A

**RBK-ILS-125 products**

Sizes 1 to 3A

**RBK-ILS-85 products**

Sizes 6/1 to 12/3

**For other Raychem products**

(eg. RBK-VWS, RBK-ESS ...)

Contact TE Application Tooling

#### Ordering Information

**Equipment**

**RBK-Proc-Mk3-Processor**

PCN: 529535-1

#### Accessories

Air cool connection box – RBK-ILS-Proc-Air-Cool-Kit




PCN: 1-529533-7

Stub splice fixture – RBK-ILS-Proc-Stub-Sp-Fix

PCN: 981721-000

8 mm ring terminal fixture – RBK-ILS-Proc-Termfix-08 mm

PCN: 049857-000



The RBK-ILS processor MKIII is a semi-automatic unit designed specifically to install splice sealing products onto ultrasonically welded or crimped splice joints used in automotive harnesses.

The tool can operate in several modes:

- Stand-alone – operator sets time and temperature.
- Sequenced – preset times and temperatures can be sequenced automatically (and can also be randomly selected from sequence stored.)
- Automatic communication with upstream ultrasonic welder can allow time and temperature to be automatically set without operator intervention.

In this way the operator is able to efficiently load both machines and so minimise 'dead time'. Installing Raychem splice sealing products immediately after welding gives reduced installation time and earliest possible mechanical protection for the welded joint.

The operator positions the splice sealing product centrally over the splice joint and then locates the assembly into the gripper mechanism.


Pushing the two start buttons initiates the machine cycle thus bringing the heating chamber into place over the joint area. The heating chamber remains in place for the set period and then returns to the rest position.

The wire assembly is automatically ejected, with the splice sealing product installed and the joint area sealed, insulated and strain relieved.

## Model 19 Belt Heater Continuous Process Heater

### Features

- Process Control
  - Closed-loop temperature control
  - Closed-loop belt speed control
  - Max/min element temperature alarm bands
  - Lock-out on temperature belt speed controls to prevent unauthorised adjustment
  - Lock-out gate prevents loading of product if the element temperature is too low and if any of the alarms activate
- Diagnostic
  - Heater failure alarm
  - Drive circuit fault alarm
- Safety
  - Emergency stop switch
  - Cool down circuit



### Technical Data

#### Electrical supply

230 VAC 20 A, 50/60 Hz single phase

#### Heater power

3160 W / 3320 W / 1760 W depending on tool version

#### Element temperature (max)

500°C

#### Conveyor belts

Timing belts, 9.5 mm [0.37 in] pitch

#### Belt speed (max)

1.5 metres [5.9 in]/minute

#### Processor dimensions (W x L x H)

530 x 1350 x 450 mm [20.9 x 53.2 x 17.7 in]

#### Shipping dimensions (W x L x H)

660 x 1470 x 580 mm [26.0 x 57.9 x 22.8 in]

#### Shipping weight

86 kg

### Product Range

#### Tubing diameter (max)

25 mm

178 mm wide heating element tool

50 mm narrow heating element tool

#### Workpiece length (min)

240 mm

#### Tubing diameter (max)

25 mm

### Ordering Information

#### Standard tool




CLTEQ-M19-BELT-HTR, PCN: 714529-000

#### Wide heating element tool

CLTEQ-M19-BELT-HTR-6IN, PCN: 075131-000

#### Narrow heating element tool

CLTEQ-M19-BELTHEATER-SS, PCN: D43037-000



The Model 19 belt heater is the latest generation of versatile process heaters suitable for installing a wide range of heat shrinkable products.

Two pairs of timing belts grip the individual workpieces and carry them through an infrared heating zone. The workpieces then pass through a cooling zone before finally being deposited into a collection bin.

The system is ideally suited to installing Raychem tubing products onto both ring terminals and FASTON terminals as well as automotive splices and other suitable applications where the workpiece and substrate are suitable for processing.

The system is suitable for continuous running with minimum maintenance and downtime.

The system provides good process control with both the motor speed and heating elements having closed-loop control. Other controls provide a high level of process security and prevent unauthorised changing of parameters.

The standard tool CLTEQ-M19-BELT-HTR, PCN: 714529-000\* will handle tubing up to 25 mm diameter and 102 mm long. Tubing up to 178 mm long can be handled with the use of the wide heating element tool CLTEQ-M19-BELT-HTR-6IN, PCN: 075131-000\*.

The narrow heating element tool CLTEQ-M19-BELTHEATER-SS, PCN: D43037-000\* will handle solder sleeve devices up to 10 mm diameter and 45 mm long, or short length tubing (less than 50 mm), where applications require a narrow heat width.

The system is provided with self-diagnostic circuits to alert the operator or abort the process if either a component fails or an 'un-safe' condition occurs.

The processor is designed to operate from a 230 V 20 amp 50/60 Hz supply.

\* If in doubt, contact TE Application Tooling for advice on machine selection.

## Model 105 Tunnel Oven for Heat Shrinkable Tubing, Thermal Processing and Curing



### Features

- Closed-loop speed and temperature control
- Continuous controlled process
- Adaptable for different applications
- CE approved for worldwide use
- Heater operation and overtemperature alarm lights

### Technical Data

#### Electrical supply

210-240 VAC, 20 A, 50/60 Hz

#### Heating elements

(2) 1500 W infrared stamped foil with black quartz face, one top and bottom

#### Drive system

DC gear motor with closed loop motor controller, 3-digit thumbwheel

#### Air flow (cooling)

4 - 100 CFM fans, 2 - for upper heater housing, 2 - for product cooling

#### Operating temperature

Set point (heater surface) - ambient to 500°C; throughput = 50° to 200°C

#### Conveyor belt system

Wire mesh 70% open

#### Belt speed

6.1 cm [0.2 ft] to 152 cm [5.0 ft] per minute

#### Processor dimensions (L x W x H)

99 x 68.5 x 41.7 mm [39 x 27 x 16.5 in]

#### Control box dimensions (L x W x H)

51.5 x 21.0 x 17.8 cm [20.25 x 8.25 x 7.0 in]

#### Control box weight

7.7 kg [17 lbs]

#### Shipping dimensions (L x W x H)

134.6 x 116.8 x 63.5 cm [53 x 46 x 25 in]

#### Shipping weight

146 kg [320 lbs]

#### Tubing diameter (max)

Up to 76.2 mm [3.0 in]


#### Tubing length (max)

356 mm [14 in] perpendicular to belt travel, unlimited length parallel to belt travel

### Ordering Information

#### Model 105 Tunnel Oven

CLTEQ-M105-TUNNEL-OVEN  
PCN: 955018-000



### Applications

The Model 105 (M105) tunnel oven is a reliable and versatile process heater which provides a controlled process for a wide variety of heat shrinkable products.

The M105 is designed as an integrated modular unit. Assemblies are placed on the entry section of a mesh conveyor belt, transported through the heating chamber, across a bank of cooling fans then discharged from the rear of the conveyor.

The M105 has two upper heating chamber height positions, 54 mm [2.11 in] and 98 mm [3.86 in]. The position is adjusted by removing the pivot pins and relocating them in the bearing stands.

The upper chamber is cantilevered to permit processing of assemblies that require only a portion of the assembly to pass through the heat zone. The upper chamber is equipped with adjustable heat shields to maximize the oven heating efficiency for various applications.

### Controlled Heating Zone

The Model 105 tunnel oven has two stamped foil heating elements that are manufactured to a strict wattage specification. Consistent temperatures (ambient to 500°C) are controlled by a thermocouple embedded into the upper heating element connected to a closed-loop temperature controller.

An alarm light illuminates whenever the actual heating element temperature varies from the set point temperature.

### Conveyor Speed Control

The conveyor speed is precisely set by a 3-digit drive controller and DC drive motor ensure constant conveyor speed at any potentiometer setting from 100 to 999 [0.2 to 5.0 feet per minute], for precise heating of assemblies.

### Minimal Skill Requirements

The open loading area of the entry section of the M105 requires that the operator simply place an assembly on the mesh conveyor belt within the effective width of the heat zone and collect it at the opposite end.

### Versatility

The processor is designed to process a broad range of heat shrinkable products up to 76.2 mm [3 in] in diameter and infinite length. The infrared energy source is well-suited to efficient processing of either single-wall or adhesive-lined tubing. Heat output and drive speed can be controlled to accommodate a wide variety of products and substrates such as HFT-5000, AP-2000, QSZH-125 and other Raychem tubing products.

## CV-Obhat 1600 W Stub-System On-Board Splice Sealing Stub-Splice and Inline-Splice Variant

### Features

- Capable of producing sealed stub and in-line splices on-board
- Wire support and cap holding fixtures integral part of pistol
- Small footprint on harness board
- Lightweight pistol connected to controller with 6 m umbilical
- Audible signal at end of installation cycle
- Control system incorporating audible and visual process safety alarms
- Programmable heat cycle start temperature
- Optional board locking capability

### Technical Data

#### Electrical supply

220/240 V/50 Hz single phase

#### Current max. load

7 A

#### Compressed air supply

400 kPa / 4 bar minimum

#### Programmable heat cycle timer

0-99.9 sec.

#### Programmable cool cycle timer

0-99.9 sec. from end of heat cycle

#### Programmable cap cooling fixture timer

0-99.9 sec. from end of heat cycle

#### Programmable board locking timer

0-99.9 sec. from end of heat cycle (board locking on during heat cycle)

#### Operating temperature

Recommended 500 °C

#### Dimensions

380 x 300 x 180 mm [15,0 x 11,8 x 7,1 in] control box

#### Weight

15 kg – complete system (Control box + pistol + umbilical)

#### Umbilical length

6 m

#### Product range

Raychem ES Caps/RBK-ILS tubes/  
RBK-VWS tubes/QSZH tubes

### Ordering Information

#### Stub-Splice Variant:

CV-OBHAT base unit: CH3712-000  
CV-OBHAT-COOL-FIXASSY: 775072-000  
CV-OBHAT-SIL-ARM-GRIP: CH3711-000

#### Alternatively




CV-OBHAT-MECH-GRIPPER: C58553-000

#### Inline-Splice Variant:

CV-OBHAT base unit: CH3712-000  
2 x CV-OBHAT-SIL-ARM-GRIP: CH3711-000

#### Alternatively

2 x CV-OBHAT-MECH-GRIPPER: C58553-000



The CV-Obhat system is a lightweight, portable hot air tool, used to install Raychem ES-cap stub splice sealing products and RBK-ILS/QSZH, RBK-VWS in-line splice sealing products.

The CV-Obhat tool has been designed for use on-board with minimum board fixtures. Wire support and cap location fixtures are an integral part of the CV-Obhat tool, hence only a simple board (N.B. cap location fixture for stub splice variant only.). If suitably mounted the CV-Obhat tool can be used off-board.

The hot air pistol and control box are connected by a 6 m umbilical.

Loading and unloading product is made simple by the use of a hinged narrow reflector, which also minimises air spillage and potential damage to wires during the heating cycle.

The CV-Obhat tool utilises a closed loop temperature control system with a function, which disables the timing of the heat cycle until a pre-set temperature is achieved. By this method the effect of ambient temperatures and varying cycle duties can be minimized to ensure high quality, sealed installations.

The tool is designed to have a heating and cooling segment to each installation cycle. The cooling segment produces cooled product that is safe and easy to handle as well as being mechanically strong at the end of an installation cycle.



## IR-1891 Shuttle Machine Twin Workstation Heater for Multiple Installation of Short Length Tubing Products

### Features

- Automatic cycle start once heater is manually positioned over product, which gives improved process control (recommended for adhesive lined heat shrinkable tubing e.g. sealing applications)
- Automatic heating head retraction at end of cycle prevents damage to components
- Multiple product fixture assemblies give increased process rates
- Cooling fan above each fixture assembly maintains holding fixture at an acceptable temperature
- Compliant with newest CE and RoHs requirements

### Technical Data

**Electrical supply:** 230 V single phase

**Power consumption:** 1600 W

**Operating temperature:** 500°C max

#### Process rate

1200 / hour maximum depending on application and operator

#### Heating times

3 to 20 sec. depending on application

**System noise:** < 70 dB

**Dimensions – 508636-000 (L x H x D)**  
1100 x 650 x 500 mm [43 x 25 x 20 in]

**Dimensions (L x H x D) –**  
**613148-000 / 167309-000 / 289588-000**  
1100 x 900 x 500 mm [43 x 35 x 20 in]

**Base plate dimensions (L x D) –**  
**289588-000 / 167309-000**  
1040 x 450 mm [41 x 18 in]

**Base plate dimensions (L x D) –**  
**613148-000**  
1040 x 397 mm [41 x 16 in]

#### Product Range

- Wide range of Raychem tubing products such as all dual wall tubings, single wall tubings and ES-Caps.
- Maximum diameter 20 mm [0.8 in] and maximum length 60 mm [2.0 in]


### Ordering Information

IR-1891-230V-Shuttle-Retrn PCN: 528018-1

### Accessories

IR-1891-Heater-Return-Kit, PCN: 184947-000 (for use on pcn 167309-000 serial nos 400 and above)

A range of tooling fixtures designed for previous applications is available. Please contact TE Application Tooling for details.



The IR-1891 is suitable for the installation of a range of Raychem heat shrinkable tubing products onto a variety of small components, e.g. ring terminals, FASTON terminals and small connectors. The machine is provided with two workstations and a moveable heating head.

Each workstation is provided with supports for tooling fixtures which can be specified and ordered separately. These support the workpieces and locate the tubing products. The operator loads the workpieces into the fixtures at one of the workstations, ensures that the tubing product is correctly positioned and then slides the heat head into position before initiating the heating cycle. The operator then continues with loading/unloading the other workstation whilst the heating cycle is taking place.

The IR-1891 shuttle is provided with closed loop temperature control and in addition the heat head is

'locked' into position by use of an electromagnet during the heating cycle.

Once the other workstation has been loaded and the first installation is complete, the heat head is moved into position over the product and the next heating cycle initiated. Heating times vary typically from 3 to 30 seconds depending on the size and type of tubing product. Process rates up to 1200 pieces/hour can be achieved depending on the heating time and the time taken by the operator to load/unload the workpieces. The installation temperature/power can be varied according to product type/size and required cycle times.

The heating elements, which are continuously energized, are of the infrared medium wave length type and consist of a coiled resistance wire contained in quartz glass tubes. The closed loop temperature control uses similar elements but having integral thermocouple sensors.

**IR-1891 Shuttle Machine also available as an extra cooling and fixation version. Ordering information upon request.**





FOR MORE INFORMATION PLEASE REFER TO

[www.tooling.te.com](http://www.tooling.te.com)

FOR REGIONAL ASSISTANCE PLEASE REFER TO

[www.te.com/support-center](http://www.te.com/support-center)

While TE Connectivity has made every reasonable effort to ensure the accuracy of the information in this catalog, TE Connectivity does not guarantee that it is error-free, nor does TE Connectivity make any other representation, warranty or guarantee that the information is accurate, correct, reliable or current. TE Connectivity reserves the right to make any adjustments to the information contained herein at any time without notice. TE Connectivity expressly disclaims all implied warranties regarding the information contained herein, including, but not limited to, any implied warranties of merchantability or fitness for a particular purpose. The dimensions in this catalog are for reference purposes only and are subject to change without notice. Specifications are subject to change without notice. Consult TE Connectivity for the latest dimensions and design specifications.

Tyco Electronics Corporation  
PO Box 3608, 161-09  
Harrisburg, PA 17105, USA  
Phone: 1-888-777-5917 or 171-810-2080  
Email: [toolingsales@te.com](mailto:toolingsales@te.com)

[www.te.com](http://www.te.com)

© 2013 Tyco Electronics AMP GmbH, Germany.  
All rights reserved.

Raychem, SOLARLOK, TE Connectivity and TE connectivity (logo) are trademarks.

Other logos, product and/or company names mentioned herein might be trademarks of their respective owners.

2-1773452-8 Revised 11-2013

